

**Name:** .....

**Class:** .....

## MATCHING TIME

Draw a line to match each time to each clock.

**7:00**

**5:00**

**9:00**

**1:00**

**10:00**

**4:00**



Name: .....

Class: .....

## MATCHING TIME

Draw a line to match each time to each written time.

9:00

11:00

4:00

10:00

7:00

6:00

12:00

5:00

1:00

8:00

Four O'clock

Six O'clock

Twelve O'clock

Nine O'clock

One O'clock

Seven O'clock

Eight O'clock

Eleven O'clock

Five O'clock

Ten O'clock

Name: .....

Class: .....

# WHAT TIME IS IT?

Write the times shown on the clocks.



1. ....



2. ....



3. ....



4. ....




5. ....



6. ....



7. ....



8. ....



9. ....



10. ....



11. ....



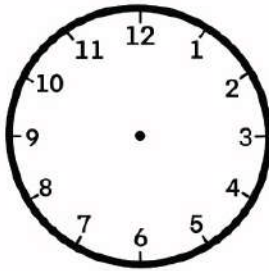
12. ....

**Name:** .....

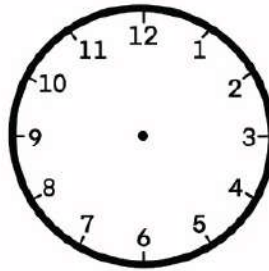
**Class:** .....

## TELLING THE TIME

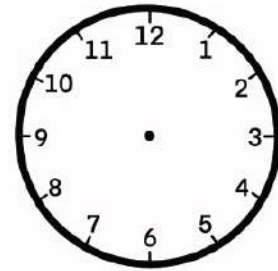
Read and draw the hands on the clocks to show the time



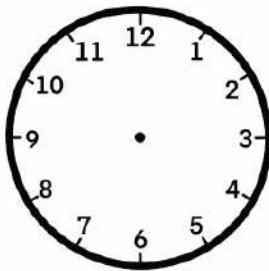
**01 : 00**



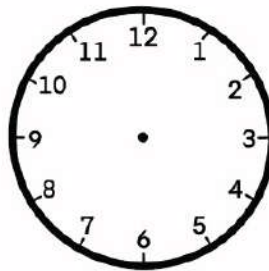
**02 : 00**



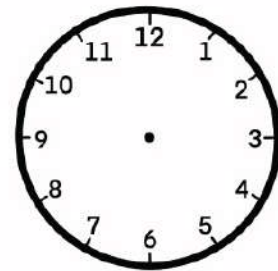
**03 : 00**



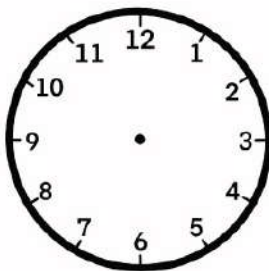
**04 : 00**



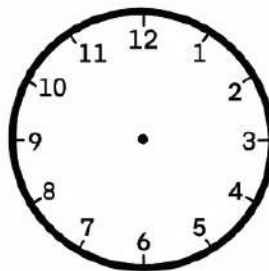
**05 : 00**



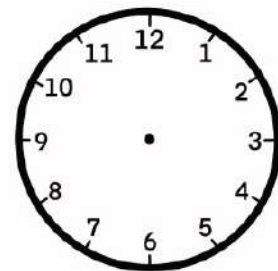
**06 : 00**



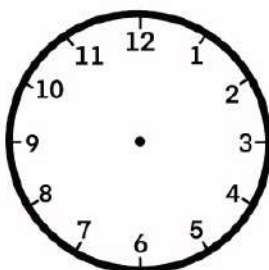
**07 : 00**



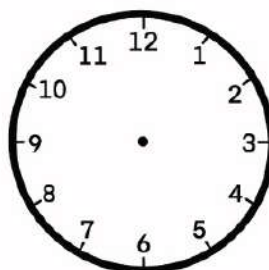
**08 : 00**



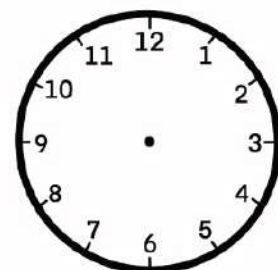
**09 : 00**



**10 : 00**



**11 : 00**



**12 : 00**

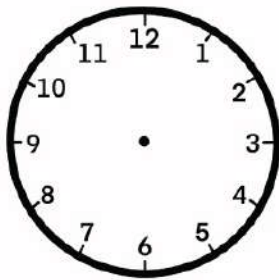


**Name:** .....

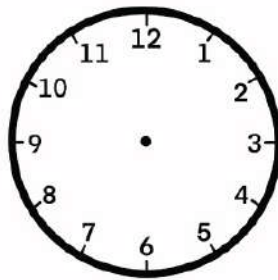
**Class:** .....

## TELLING THE TIME

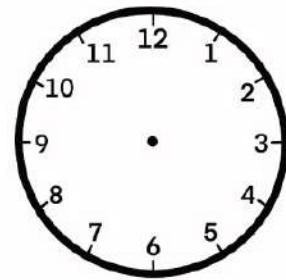
Read and draw the hands on the clocks to show the time



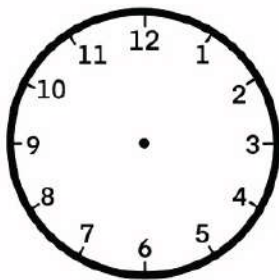
**07 : 30**



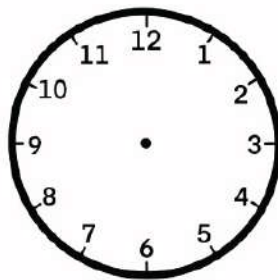
**01 : 15**



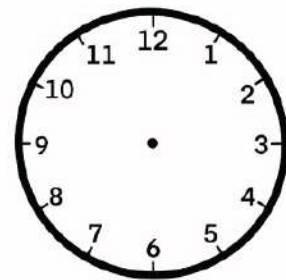
**04 : 45**



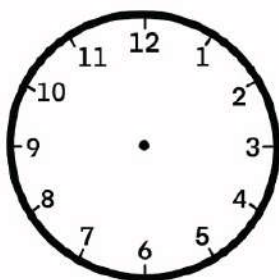
**02 : 30**



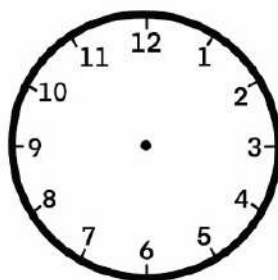
**11 : 45**



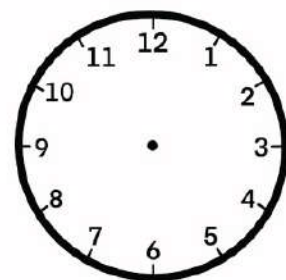
**03 : 20**



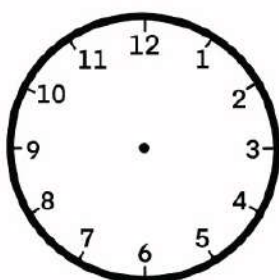
**05 : 40**



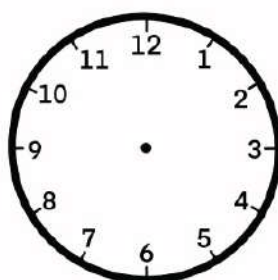
**08 : 15**



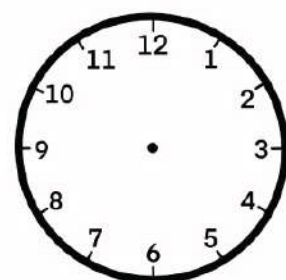
**06 : 50**



**10 : 30**



**09 : 10**



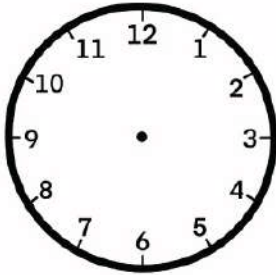
**12 : 30**

**Name:** .....

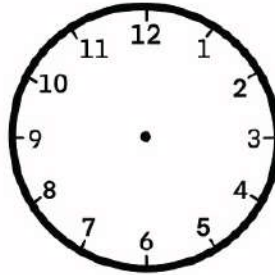
**Class:** .....

## TELLING THE TIME

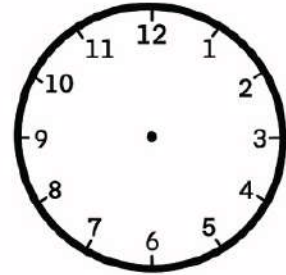
Read and draw the hands on the clocks to show the time



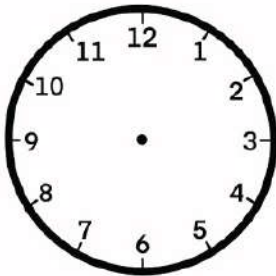
**Seven o'clock**



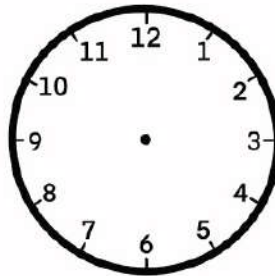
**Four o'clock**



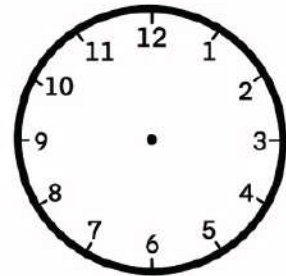
**Ten o'clock**



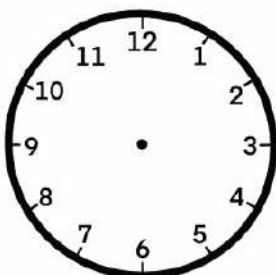
**Quarter past six**



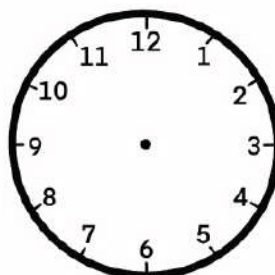
**Quarter past eleven**



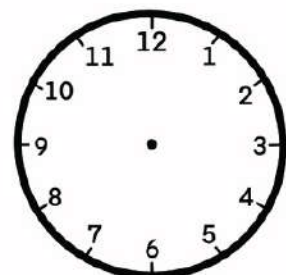
**Quarter past two**



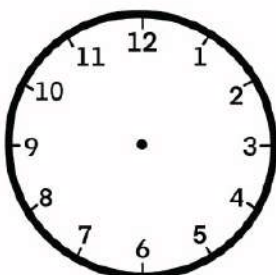
**Half past nine**



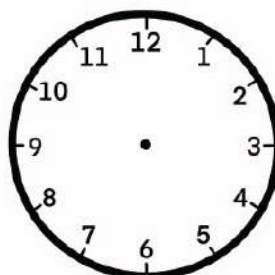
**Half past six**



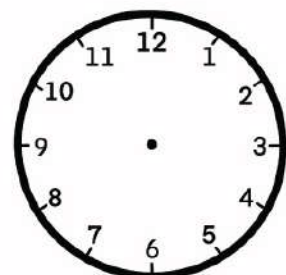
**Half past three**



**Quarter to twelve**



**Quarter to five**




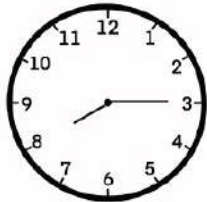
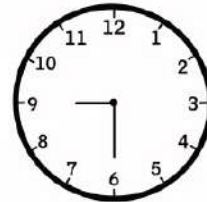

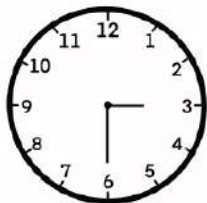
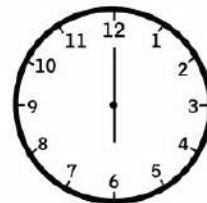


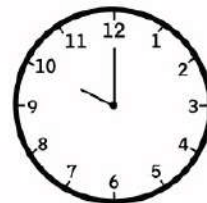
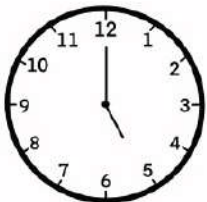
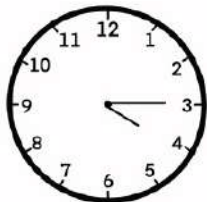
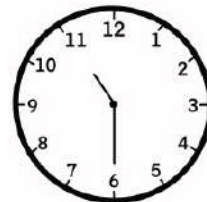
**Quarter to one**

**Name:** .....

**Class:** .....

## TELLING THE TIME

Look at the clocks and write the time in the correct place

 <input type="text"/>	 <input type="text"/>	 <input type="text"/>
 <input type="text"/>	 <input type="text"/>	 <input type="text"/>
 <input type="text"/>	 <input type="text"/>	 <input type="text"/>
 <input type="text"/>	 <input type="text"/>	 <input type="text"/>

Two o'clock  
Six o'clock  
Ten o'clock  
Five o'clock

Quarter past four  
Quarter past seven  
Quarter past twelve  
Quarter past eight

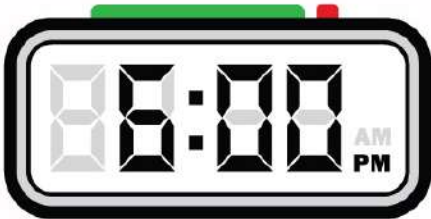
Half past nine  
Half past one  
Half past three  
Half past eleven

Name: .....

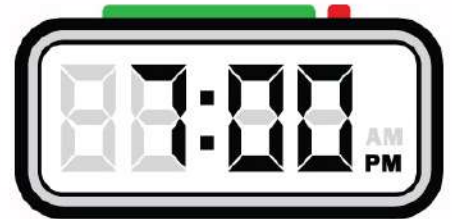
Class: .....

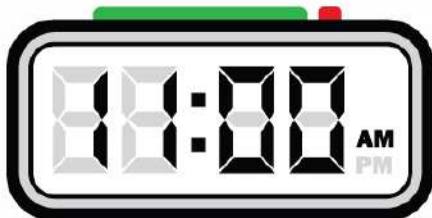
## TELLING THE TIME


Look at the clocks and write the time in blank.

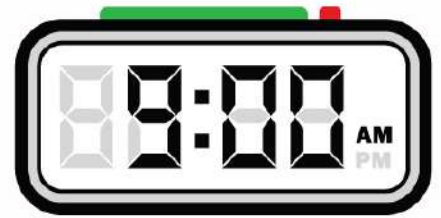




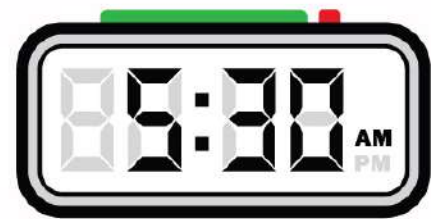

















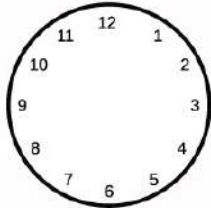
**Name:** .....

**Class:** .....


## TELLING THE TIME

Fill the blanks.

Analog



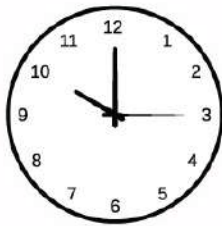
Digital




Written

Four o'clock

Analog

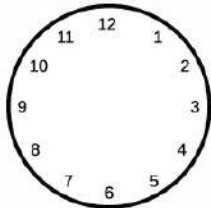


Digital



Written

Analog



Digital




Written

Analog

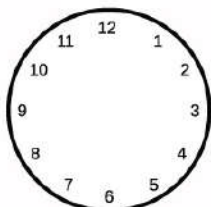


Digital




Written

Analog



Digital



Written

1 o'clock

**Name:** .....

**Class:** .....

## IN TIME

Draw a line to connect the correct pairs!

**1 YEAR**

**48 HOURS**

**60 SECONDS**

**3600 SECONDS**

**14 DAYS**

**12 MONTHS**

**180 MINUTES**

**3 HOURS**

**2 DAYS**

**1 MINUTE**

**1 HOUR**

**2 WEEKS**


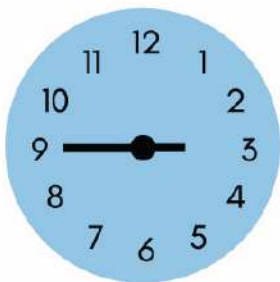
**Name:** .....

**Class:** .....

## IN TIME

Jack, Olivia, Leo and James have started a business. To divide their earnings, they decided to do it based on how much time they worked. Help them by writing down what time each person started, what time they finished, and how much time they worked based on that.

Jack



Start: \_\_\_\_\_

End: \_\_\_\_\_

Total Time Worked: \_\_\_\_\_

Olivia

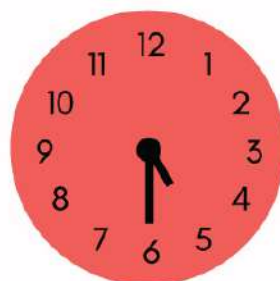



Start: \_\_\_\_\_

End: \_\_\_\_\_

Total Time Worked: \_\_\_\_\_

Leo




Start: \_\_\_\_\_

End: \_\_\_\_\_

Total Time Worked: \_\_\_\_\_

James



Start: \_\_\_\_\_

End: \_\_\_\_\_

Total Time Worked: \_\_\_\_\_

Name: .....

Class: .....

## TIME CONVERSION

Convert 12 hour time to 24 hour time and visa versa by following the pattern.

12 Hour Time	24 Hour Time
12 AM (Midnight)	00:00
1:00 AM	01:00
	02:00
3:00 AM	
6:00 AM	
	07:00
8:00 AM	
	10:00
11:00 AM	

12 Hour Time	24 Hour Time
12 PM (Midday)	12:00
1:00 PM	13:00
4:00PM	
	18:00
8:00 PM	
	21:00
11:00 PM	23:00