


















































Name:

Class:



Complete the pattern by drawing the next shape

Name:

Class:

color the shapes to complete the pattern



Name:

Class:

Complete each pattern by drawing and coloring the next pattern.

Continue this "AB" pattern



Continue this "ABC" pattern



Continue this "ABB" pattern



Continue this "AAB" pattern



Make your own "AB" pattern using 2 shapes

--	--	--	--	--	--	--	--	--	--	--	--

Make your own "ABB" pattern using 2 shapes

--	--	--	--	--	--	--	--	--	--	--	--

Name:

Class:

Continue the same pattern.

