



Name:

Class:

1. What is a Preposition? (Definition)

A Preposition is a "Direction Word." It tells you the relationship between a noun (person, place, or thing) and the rest of the sentence. It usually answers:

- Where is it? (Position)
- When is it? (Time)
- In which direction is it moving? (Movement)



2. The Golden Triangle (Time & Place)

Use this inverted pyramid to remember In, On, and At.

IN (General/Big): * Time: Centuries, Years, Months (In 2026, In April)

- Place: Countries, Cities, Neighborhoods (In India, In the kitchen)

ON (More Specific/Smaller): * Time: Days, Dates (On Monday, On my birthday)

- Place: Streets, Surfaces, Communication (On the table, On MG Road, On TV)

AT (Very Specific/Address): * Time: Precise Hours, Moments (At 5 PM, At Lunchtime)

- Place: Specific Addresses, Exact Points (At the bus stop, At 123 Green Street)

3. The "Cheat Sheet" Table

Category	Prepositions	Example Sentence
Place	Under, Over, Beside, Between	The cat is under the chair.
Time	Before, After, During, Until	We will play after school.
Movement	Into, Through, Towards, Across	The ball rolled into the hole.
Connection	With, By, For, From	This gift is for you.

4. Visual Quick-Logic

- **Between:** Between two things.
- **Among:** In the middle of many things.
- **Into:** Moving from outside to inside.
- **Through:** Moving from one side out the other.
- **Above:** Higher than something (not touching).
- **On:** Touching the surface.

5. Top 3 Golden Rules

- **Never** use "to" after "home" (Correct: I am going home. / Incorrect: I am going to home).
- **Beside** means "next to." **Besides** means "in addition to." Don't mix them!
- Prepositions are usually followed by a **Noun** or a **Pronoun** (e.g., with him, after lunch).



Name:

Class:

Instruction : Match each picture to the right preposition



• on



• in front of



• under



• next to



• in



• behind



• between





Name:

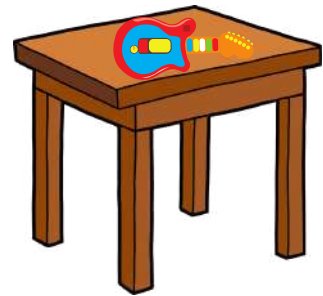
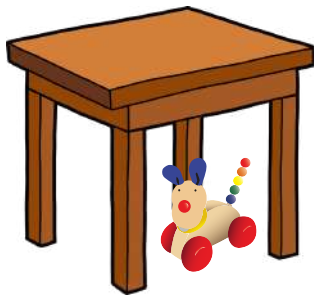
Class:

On or Under


Instruction : Circle the object that is on the table.



Instruction : Circle the object that is under the table.



Instruction : Circle the object that is on the table.







Name:

Class:


Instruction : Look at the ball and the box. Write where the ball is.




In front of the box




.....




.....




.....




.....




.....




.....




.....




.....



.....



.....



.....



Name:

Class:

Instruction : Complete the sentences with the prepositions in the box.



beside

between

under

behind

in front of

in

on

over

1. There is a painting _____ the wall.
2. There is a doll _____ the box.
3. The cat is _____ the table.
4. There is a lampshade _____ the sofa.
5. The guitar is _____ of the sofa.
6. The window is in _____ the shelf and the painting.