



Name:

Class:

1. What is a Preposition? (Definition)

A Preposition is a "Direction Word." It tells you the relationship between a noun (person, place, or thing) and the rest of the sentence. It usually answers:

- Where is it? (Position)
- When is it? (Time)
- In which direction is it moving? (Movement)



2. The Golden Triangle (Time & Place)

Use this inverted pyramid to remember In, On, and At.

IN (General/Big): * Time: Centuries, Years, Months (In 2026, In April)

- Place: Countries, Cities, Neighborhoods (In India, In the kitchen)

ON (More Specific/Smaller): * Time: Days, Dates (On Monday, On my birthday)

- Place: Streets, Surfaces, Communication (On the table, On MG Road, On TV)

AT (Very Specific/Address): * Time: Precise Hours, Moments (At 5 PM, At Lunchtime)

- Place: Specific Addresses, Exact Points (At the bus stop, At 123 Green Street)

3. The "Cheat Sheet" Table

Category	Prepositions	Example Sentence
Place	Under, Over, Beside, Between	The cat is under the chair.
Time	Before, After, During, Until	We will play after school.
Movement	Into, Through, Towards, Across	The ball rolled into the hole.
Connection	With, By, For, From	This gift is for you.

4. Visual Quick-Logic

- **Between:** Between two things.
- **Among:** In the middle of many things.
- **Into:** Moving from outside to inside.
- **Through:** Moving from one side out the other.
- **Above:** Higher than something (not touching).
- **On:** Touching the surface.

5. Top 3 Golden Rules











- **Never** use "to" after "home" (Correct: I am going home. / Incorrect: I am going to home).
- **Beside** means "next to." **Besides** means "in addition to." Don't mix them!
- Prepositions are usually followed by a **Noun** or a **Pronoun** (e.g., with him, after lunch).



Name:

Class:

Instruction : Where is the hamster? Look at the pictures and circle the correct words.

 <div data-bbox="459 412 751 501" style="border: 1px solid black; padding: 5px; text-align: center;">In</div> <div data-bbox="459 544 751 633" style="border: 1px solid black; padding: 5px; text-align: center;">On</div>	 <div data-bbox="1129 412 1422 501" style="border: 1px solid black; padding: 5px; text-align: center;">On</div> <div data-bbox="1129 544 1422 633" style="border: 1px solid black; padding: 5px; text-align: center;">Above</div>
 <div data-bbox="459 770 751 860" style="border: 1px solid black; padding: 5px; text-align: center;">Between</div> <div data-bbox="459 902 751 992" style="border: 1px solid black; padding: 5px; text-align: center;">Behind</div>	 <div data-bbox="1129 770 1422 860" style="border: 1px solid black; padding: 5px; text-align: center;">Into</div> <div data-bbox="1129 902 1422 992" style="border: 1px solid black; padding: 5px; text-align: center;">Under</div>
 <div data-bbox="459 1128 751 1218" style="border: 1px solid black; padding: 5px; text-align: center;">In</div> <div data-bbox="459 1261 751 1350" style="border: 1px solid black; padding: 5px; text-align: center;">In front of</div>	 <div data-bbox="1129 1128 1422 1218" style="border: 1px solid black; padding: 5px; text-align: center;">Out</div> <div data-bbox="1129 1261 1422 1350" style="border: 1px solid black; padding: 5px; text-align: center;">Above</div>
 <div data-bbox="459 1487 751 1576" style="border: 1px solid black; padding: 5px; text-align: center;">Near</div> <div data-bbox="459 1619 751 1709" style="border: 1px solid black; padding: 5px; text-align: center;">Behind</div>	 <div data-bbox="1129 1487 1422 1576" style="border: 1px solid black; padding: 5px; text-align: center;">Behind</div> <div data-bbox="1129 1619 1422 1709" style="border: 1px solid black; padding: 5px; text-align: center;">Between</div>
 <div data-bbox="459 1845 751 1935" style="border: 1px solid black; padding: 5px; text-align: center;">On</div> <div data-bbox="459 1977 751 2067" style="border: 1px solid black; padding: 5px; text-align: center;">Under</div>	 <div data-bbox="1129 1845 1422 1935" style="border: 1px solid black; padding: 5px; text-align: center;">Near</div> <div data-bbox="1129 1977 1422 2067" style="border: 1px solid black; padding: 5px; text-align: center;">Under</div>



Name:

Class:

Instruction : Fill in the blanks with the prepositions of place.

near / under / (2x) on / in front of / (2x) between



- 1- The bunny is the desk.
- 2- The chair is the desk.
- 3- The lamp is the desk.
- 4- The cookies are the plate.
- 5- The glasses are the lamp.
- 6- The laptop is the plant and the plate.
- 7- The plate is the laptop and the mug.



Name:

Class:

Instruction : Read each sentence carefully. Choose the best preposition from the brackets to fill in the blanks.

- The moon is shining high _____ the trees. (above / under)
- The teacher is standing _____ the blackboard. (in / near)
- I found my lost toy hiding _____ the sofa. (behind / on)
- The little bird built a nest _____ the leaves. (among / between)
- Place the red apple _____ the two green apples. (between / in)
- There is a beautiful painting hanging _____ the wall. (on / at)
- Don't forget to put your lunchbox _____ your school bag. (into / on)
- The rabbit hopped _____ the hole to stay safe. (into / above)
- Our house is located _____ the big park. (near / under)
- The water is dripping _____ the broken pipe. (from / on)
- The cat jumped _____ the fence to catch the butterfly. (over / in)
- Please keep your muddy shoes _____ the door. (outside / inside)
- The children are playing hide and seek _____ the garden. (in / at)
- My grandmother sits _____ her favorite armchair. (in / on)
- The sun disappeared _____ the dark clouds. (behind / near)
- We walked _____ the bridge to cross the river. (across / under)
- The keys are lying _____ the kitchen counter. (on / into)
- A small mouse is hiding _____ the big box. (under / above)
- There is a lot of milk _____ the glass. (in / at)
- The bus stop is right _____ the post office. (beside / between)